

# **I** BVN series Full stainless steel helical bevel gearboxes

*Riduttori a coppia conica completamente in acciaio inox*

Section **5**  
Sezione 5

## The best high efficiency solution to resist corrosion. Suitable for all applications.

*La migliore soluzione ad alta efficienza per la resistenza alla corrosione.  
Adatto a tutte le applicazioni.*

**AISI 316L**


IP66

CE





















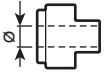











On req.  
A rich.

IP69k




# How to order Codifica

M	X42N	I	7.29	-C	BR
Type <i>Tipo</i>	Size <i>Grandezza</i>	Hub <i>Mozzo</i>	Ratio <i>Rapporto</i>	Output shaft <i>Albero uscita</i>	Type <i>Tipo</i>
<b>P</b>  	2 Stages 2 Riduzioni	<b>I</b> Stainless steel hollow output shaft <i>Foro albero uscita in acciaio inox</i>  	See technical data table <i>Vedi tabelle dati tecnici</i>	<b>Hollow output shaft</b> <i>Foro albero uscita</i>	<b>FB</b> Universal <i>Forma base</i>  
	<b>X42N</b> <b>X62N</b>			<b>→ Standard</b> X42N - X43N <b>-B</b> → $\varnothing 20$ <b>-C</b> → $\varnothing 25$ X62N - X63N <b>-D</b> → $\varnothing 30$ <b>-E</b> → $\varnothing 35$	
<b>M</b>  	3 Stages 3 Riduzioni	<b>S</b> Stainless steel single output shaft <i>Albero uscita singolo in acciaio inox</i>  		<b>→ Standard</b> X42N - X43N <b>-B</b> → $\varnothing 20$ <b>-C</b> → $\varnothing 25$ X62N - X63N <b>-D</b> → $\varnothing 30$ <b>-E</b> → $\varnothing 35$	<b>BR</b> Reaction arm <i>Braccio di reazione</i>  
	<b>X43N</b> <b>X63N</b> <b>X73N</b>			<b>-F</b> → $\varnothing 40$	
<b>B</b>  	4 Stages 4 Riduzioni			<b>→ Standard</b> X73N - X74N <b>-F</b> → $\varnothing 40$	<b>-F</b> Output flange <i>Flangia uscita</i>  
	<b>X74N</b>			<b>Single output shaft</b> <i>Albero uscita singolo</i>  	
				<b>→ Standard</b> X42N - X43N <b>-L</b> → $\varnothing 25$ X62N - X63N X73N - X74N <b>-N</b> → $\varnothing 35$	<b>PA</b>  
					<b>PV</b>  

N	-T	B3	ST	For M type specify terminal box position
Output flange <i>Flangia in uscita</i>	Motor size <i>Grandezza motore</i>	Mounting position <i>Posizione di montaggio</i>	Input bore <i>Foro entrata</i>	<i>Per tipo M specificare posizione morsettiera</i>
<b>N</b> Without flange <i>Senza flangia</i>  	<b>Motor flanges</b> <i>Flange motore</i>  	<b>B3</b>  	<b>ST</b> Standard bore <i>Foro standard</i>  	<b>A</b>  
	<b>IEC B14</b> <b>-P</b> → 63 B14 (ø90) <b>-Q</b> → 71 B14 (ø105) <b>-R</b> → 80 B14 (ø120) <b>-T</b> → 90 B14 (ø140) <b>-U</b> → 100÷112 B14 (ø160)	<b>B6</b>  	<b>Coupling</b>  Standard (IEC)   <b>-B</b> → 11mm <b>-C</b> → 14mm <b>-D</b> → 19mm <b>-E</b> → 24mm <b>-F</b> → 28mm	<b>B</b>  
X42N - X43N  <b>2</b> → ø175  X62N - X63N X73N - X74N	<b>Brushless</b> <b>BB</b> → 50/70-M5 <b>BC</b> → 60/75-M5 <b>BD</b> → 70/90-M6 <b>BE</b> → 80/100-M6 <b>BF</b> → 95/115-M8 <b>BG</b> → 110/145-M8 <b>BH</b> → 130/165-M8  Brushless-Tech catalogue is available in our website <i>Catalogo Brushless-Tech è disponibile nel nostro sito web</i>	<b>B7</b>  	<b>Brushless</b>   <b>-3</b> → 14mm <b>-4</b> → 19mm <b>-5</b> → 22mm <b>-6</b> → 24mm  With reduction bushing where applicable <i>Con bussola di riduzione dove prevista</i>	<b>C</b>  
<b>3</b> → ø205	<b>Without flange</b> <i>Senza flangia</i>  <b>-M</b> Ready for coupling <i>Predisposto per giunto</i>	<b>B8</b>  	<b>Ready for input coupling</b> <i>Predisposto per giunto</i>  <b>-0</b> Type B <i>Tipo B</i>  	<b>D</b>  
	X43N  <b>-0</b> → ø11 (IEC 63) <b>-1</b> → ø14 (IEC 71)	<b>V5</b>  		
X42N - X63N - X74N  <b>-1</b> → ø14 (IEC 71) <b>-2</b> → ø19 (IEC 80) <b>-3</b> → ø24 (IEC 90)	X62N - X73N  <b>-2</b> → ø19 (IEC 80) <b>-3</b> → ø24 (IEC 90) <b>-4</b> → ø28 (IEC 100)	<b>V6</b>  		
		<b>V8</b>  		

The dynamic efficiency is **0.96** for all ratios

Input speed ( $n_1$ ) = 1400 min<sup>-1</sup>

Output speed $n_2$ [min <sup>-1</sup> ]	Ratio $i$	Motor power $P_{1M}$ [kW]	Output torque $M_{2M}$ [Nm]	Service factor $f.s$	Nominal power $P_{1R}$ [kW]	Nominal torque $M_{2R}$ [Nm]	B5 motor flanges			B14 motor flanges			Output shaft 	Ratio code
							-	-	-	-Q	-R	-T		
192	7.29	1.5	71	1.1	1.7	80	-	-	-	71	80	90	2811	01
125	11.20	1.5	110	1.2	1.8	130	-	-	-	C	C		288	02
106	13.18	1.5	129	1.0	1.5	130	-	-	-	C	C		1911	03
92	15.27	1.1	109	1.2	1.3	130	-	-	-	C	C		1711	04
78	17.93	1.1	128	1.0	1.1	130	-	-	-	C	C		1511	05
69	20.25	1.1	145	0.9	0.98	130	-	-	-	C	C		198	06
65	21.40	0.75	105	1.2	0.93	130	-	-	-	C	C		1311	07
60	23.47	0.75	115	1.1	0.85	130	-	-	-	C	C		178	08
51	27.55	0.75	135	1.0	0.72	130	-	-	-	C	C		158	09
47.9	29.21	0.75	143	0.9	0.68	130	-	-	-	C	C		1011	10
42.6	32.88	0.55	119	1.1	0.60	130	-	-	-	C	C		138	11
36.7	38.12	0.55	138	0.9	0.52	130	-	-	-	C	C		911	12
31.2	44.89	0.37	109	1.2	0.44	130	-	-	-	C	C		108	13
27.8	50.34	0.37	122	0.9	0.33	110	-	-	-	C	C		711	14
23.9	58.58	0.37	142	0.9	0.34	130	-	-	-	C	C		98	15
18.1	77.36	0.25	126	1.0	0.26	130	-	-	-	C	C		78	16

**Motor flanges available**  
Flange motore disponibili

 **B) Supplied with reduction bushing**  
Fornito con bussola di riduzione

**B) Available on request without reduction bushing**  
Disponibile a richiesta senza bussola di riduzione

 **C) Motor flange holes position**  
Posizione fori flangia motore

## Lubrication

### Lubrificazione

Unit X42N is supplied with synthetic oil to assure long life lubrication. Food grade oil is available on request.

See Table 1 for lubrication and recommended quantity.

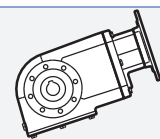
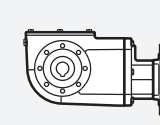
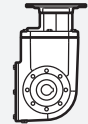
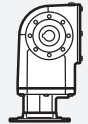
See Table 2 for possible radial and axial loads on the gearbox.

Il riduttore tipo X42N viene fornito con olio sintetico e lubrificazione tipo "long life".

Disponibile a richiesta olio alimentare.

Vedi Tabella 1 per oli e quantità consigliati.

Vedi Tabella 2 per i carichi radiali e assiali applicabili al riduttore.

Shell	Eni	V8	
Omala S4 WE 320	Telium VSF 320	On request ASK	
B3		B8	
Standard 0.50 L		On request 0.85 L	
B6		V5	
On request 0.80 L		On request 1.30 L	
B7		V6	
On request 0.75 L		On request 0.90 L	

For more details on lubrication and plugs check our website.

Per maggiori dettagli su lubrificazione e tappi olio vedi il nostro sito web.

Tab. 1

## Radial and axial loads

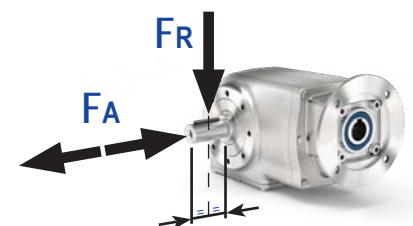

### Carichi radiali e assiali

### Output shaft

#### Albero di uscita

$n_2$ [min <sup>-1</sup> ]	$F_A$ [N]	$F_R$ [N]
250	500	2500
150	600	3000
100	700	3500
75	800	4000
50	960	4800
25	960	4800
15	960	4800

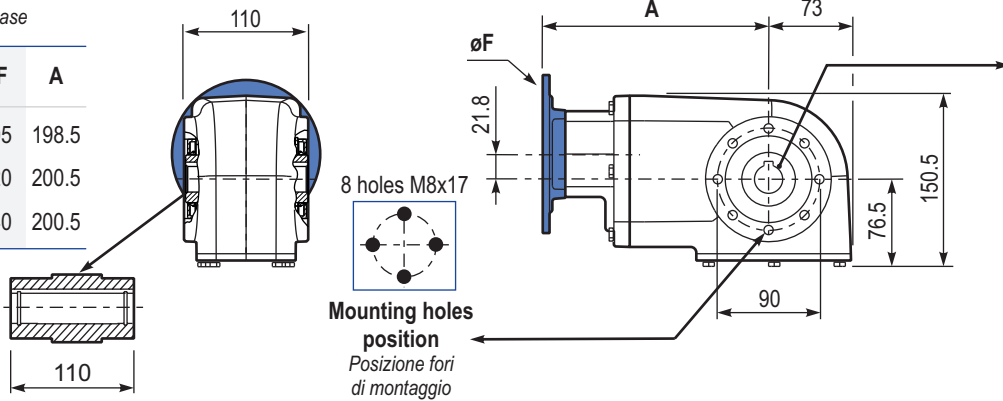
$$F_{eq} = F_R \cdot \frac{123}{X + 97}$$



Tab. 2

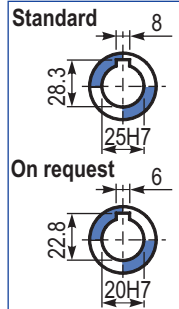
**PX42NI...FB** Basic gearbox  
Riduttore base

M. flanges	Kit code	øF	A
71B14	KI634047	105	198.5
80B14	KI634046	120	200.5
90B14	KI634041	140	200.5

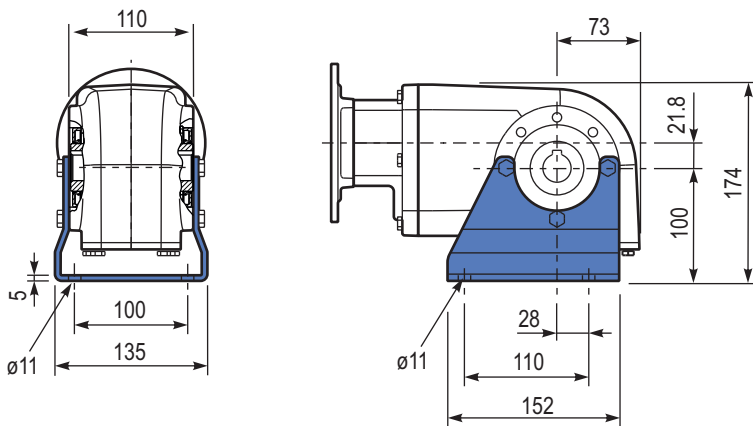


Gearbox weight  
peso riduttore **12.8 kg**

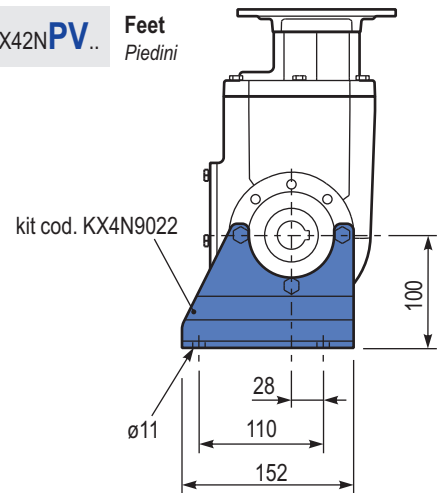
Hollow shaft  
Foro in uscita



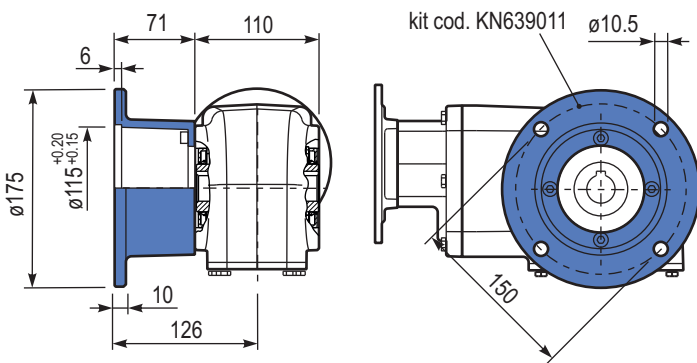
**PX42NPA..** Feet  
Piedini



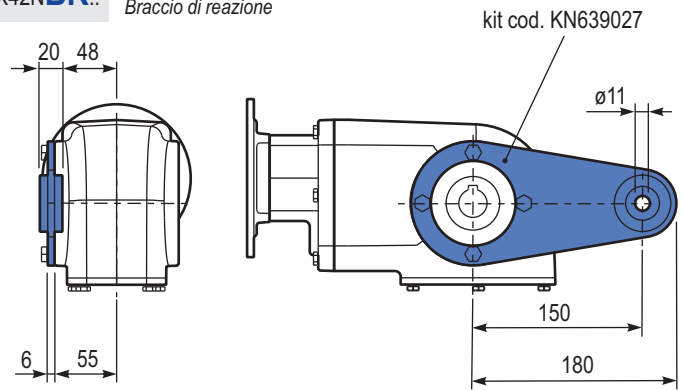
**PX42NPV..** Feet  
Piedini



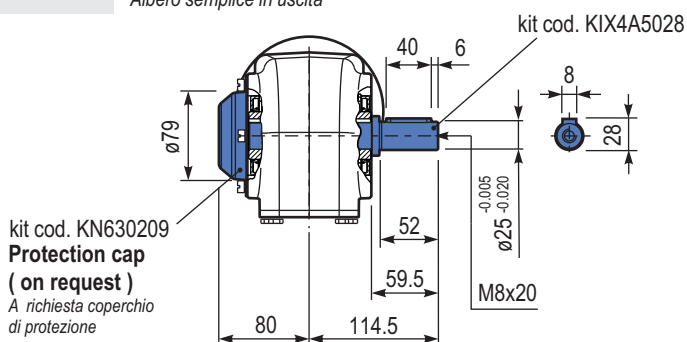
**PX42N-FL..** Output flange  
Flangia uscita



**PX42NBR..** Reaction Arm  
Braccio di reazione



**PX42N..A..** Single output shaft  
Albero semplice in uscita



**Suggested**  
Suggerito

Stainless steel protection cap  
(on request).


Coperchio di protezione in acciaio inox a richiesta.

Kit cod. KN630209



The dynamic efficiency is **0.94** for all ratios

Input speed ( $n_1$ ) = 1400 min<sup>-1</sup>

Output speed $n_2$ [min <sup>-1</sup> ]	Ratio $i$	Motor power $P_{1M}$ [kW]	Output torque $M_{2M}$ [Nm]	Service factor $f.s$	Nominal power $P_{1R}$ [kW]	Nominal torque $M_{2R}$ [Nm]	B5 motor flanges		B14 motor flanges		Output shaft 	Ratio code
							-	-	-P 63	-Q 71		
27.8	50.35	0.37	119	1.1	0.40	130			C		171311	01
25.4	55.22	0.37	131	1.0	0.37	130			C		17178	02
23.4	59.92	0.37	142	0.9	0.34	130			C		151311	03
21.3	65.72	0.25	105	1.2	0.31	130			C		15178	04
19.5	71.78	0.25	115	1.1	0.28	130			C		101711	05
17.6	79.44	0.25	127	1.0	0.26	130			C		13178	06
15.2	92.08	0.25	147	0.9	0.22	130			C		15138	07
14.7	95.03	0.25	152	0.9	0.21	130			C		91711	08
11.1	126.55	0.18	155	0.9	0.17	136			C	Standard ø25	71711	09
10.5	133.15	0.12	105	1.3	0.16	136			C		91311	10
9.3	150.18	0.12	119	1.1	0.14	136			C		61711	11
7.9	177.30	0.12	140	1.0	0.12	136			C		71311	12
6.7	210.42	0.12*	166	0.8	0.10	136			C		61311	13
6.1	230.79	0.12*	182	0.7	0.09	136			C		6178	14
5.1	272.47	0.12*	215	0.6	0.08	136			C		7138	15
4.3	323.37	0.12*	256	0.5	0.07	136			C		6138	16

\* Power higher than the maximum one which can be supported by the gearbox. Select according to the torque  $M_{2R}$

\* Potenza superiore a quella massima sopportabile dal riduttore. Selezionare in base al momento torcente  $M_{2R}$

-  **Motor flanges available**  
Flange motore disponibili
-  **B) Supplied with reduction bushing**  
Fornito con bussola di riduzione
- B) Available on request without reduction bushing**  
Disponibile a richiesta senza bussola di riduzione
-  **C) Motor flange holes position**  
Posizione fori flangia motore

### Lubrication

#### Lubrificazione

Unit X43N is supplied with synthetic oil to assure long life lubrication. Food grade oil is available on request.

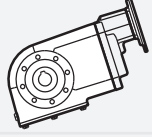
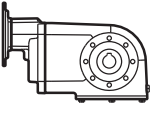
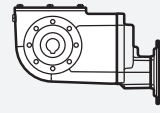
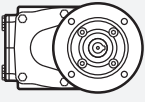
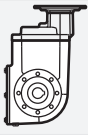
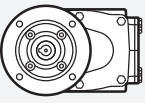
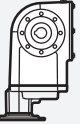
See Table 1 for lubrication and recommended quantity.

See Table 2 for possible radial and axial loads on the gearbox.

*Il riduttore tipo X43N viene fornito con olio sintetico e lubrificazione tipo "long life". Disponibile a richiesta olio alimentare.*

*Vedi Tabella 1 per oli e quantità consigliati.*

*Vedi Tabella 2 per i carichi radiali e assiali applicabili al riduttore.*

<b>Shell</b> Omala S4 WE 320	<b>Eni</b> Telium VSF 320	<b>V8</b> On request ASK	
<b>B3</b> Standard 0.90 L		<b>B8</b> On request 0.85 L	
<b>B6</b> On request 0.80 L		<b>V5</b> On request 1.40 L	
<b>B7</b> On request 0.75 L		<b>V6</b> On request 0.90 L	

For more details on lubrication and plugs check our website.  
Per maggiori dettagli su lubrificazione e tappi olio vedi il nostro sito web.

Tab. 1

### Radial and axial loads

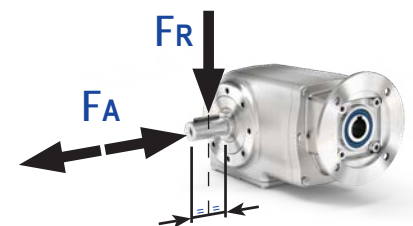

#### Carichi radiali e assiali

#### Output shaft

##### Albero di uscita

$n_2$ [min <sup>-1</sup> ]	$F_A$ [N]	$F_R$ [N]
250	500	2500
150	600	3000
100	700	3500
75	800	4000
50	960	4800
25	960	4800
15	960	4800

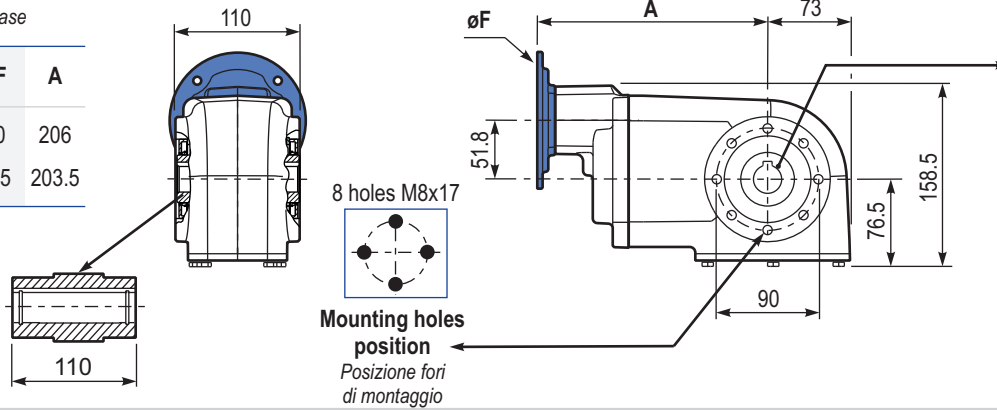
$$F_{eq} = F_R \cdot \frac{123}{X + 97}$$



Tab. 2

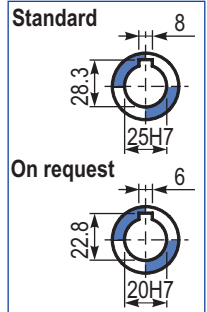
**PX43NI...FB** Basic gearbox  
Riduttore base

M. flanges	Kit code	øF	A
63B14	KI504047	90	206
71B14	KI504045	105	203.5

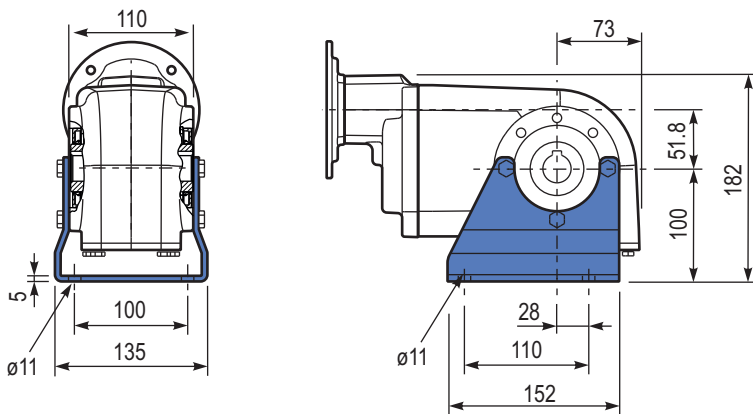


Gearbox weight  
peso riduttore **13.0 kg**

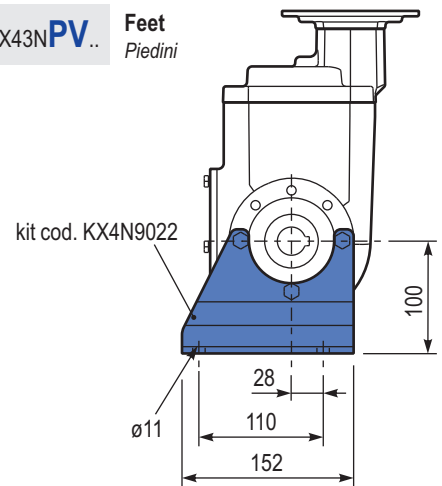
Hollow shaft  
Foro in uscita



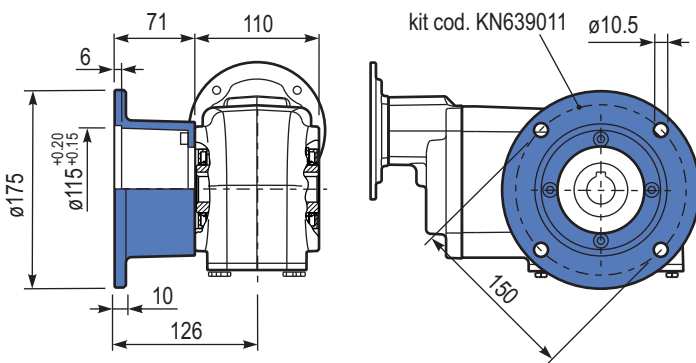
**PX43NPA..** Feet  
Piedini



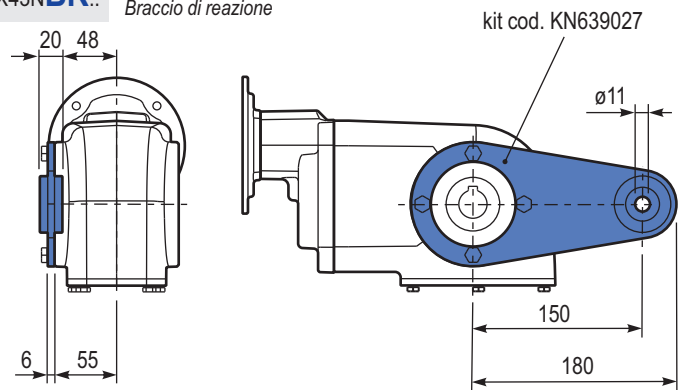
**PX43NPV..** Feet  
Piedini



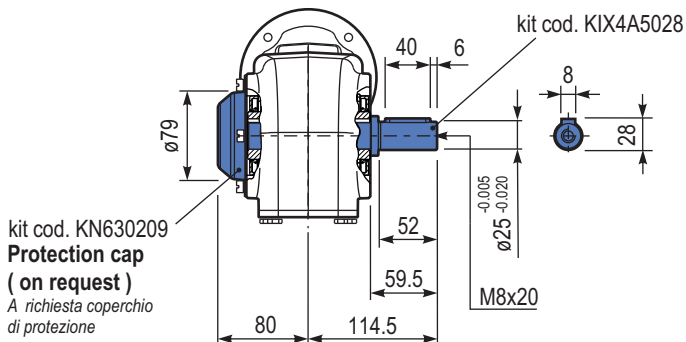
**PX43N-FL..** Output flange  
Flangia uscita



**PX43NBR..** Reaction Arm  
Braccio di reazione



**PX43N.A..** Single output shaft  
Albero semplice in uscita



kit cod. KN630209  
**Protection cap**  
(on request)  
A richiesta coperchio di protezione

**Suggested**  
Suggerito

Stainless steel protection cap  
(on request).


Coperchio di protezione in acciaio inox a richiesta.

Kit cod. KN630209



The dynamic efficiency is **0.96** for all ratios

Input speed ( $n_1$ ) = 1400 min<sup>-1</sup>

Output speed $n_2$ [min <sup>-1</sup> ]	Ratio $i$	Motor power $P_{1M}$ [kW]	Output torque $M_{2M}$ [Nm]	Service factor $f.s$	Nominal power $P_{1R}$ [kW]	Nominal torque $M_{2R}$ [Nm]	B5 motor flanges			B14 motor flanges			Output shaft 	Ratio code	
							-	-	-	-R	-T	-U			
232	<b>6.03</b>	4	155	1.6	6.1	240	-	-	-	-R	-T	-U	Standard ø35	01	
151	<b>9.26</b>	4	238	1.1	4.5	270	-	-	-	80	90	100-112		3011	02
123	<b>11.36</b>	4	291	1.2	4.7	350	-	-	-	-	-	-		308	03
91	<b>15.36</b>	4	394	1.0	3.8	385	-	-	-	-	-	-		2011	04
80	<b>17.46</b>	4	448	0.9	3.5	400	-	-	-	-	-	-		1611	05
70	<b>19.97</b>	3	386	1.1	3.1	410	-	-	-	-	-	-		208	06
59	<b>23.60</b>	3	456	0.9	2.7	410	-	-	-	-	-	-		1311	07
57	<b>24.45</b>	3	472	0.9	2.6	410	-	-	-	-	-	-		168	08
45.6	<b>30.69</b>	2.2	436	0.9	2.0	410	-	-	-	-	-	-		1111	09
39.6	<b>35.35</b>	1.5	346	1.2	1.8	410	-	-	-	-	-	-		138	10
37.3	<b>37.57</b>	1.5	368	1.1	1.7	410	-	-	-	-	-	-		811	11
28.8	<b>48.68</b>	1.1	348	1.0	1.1	365	-	-	-	-	-	-		118	12
25.8	<b>54.33</b>	1.1	389	1.1	1.2	410	-	-	-	-	-	-		611	13
18.7	<b>74.81</b>	0.75	367	1.0	0.73	360	-	-	-	-	-	-		88	14
							-	-	-	-	-	-	68		

**Motor flanges available**  
Flange motore disponibili

 **B) Supplied with reduction bushing**  
Fornito con bussola di riduzione

**B) Available on request without reduction bushing**  
Disponibile a richiesta senza bussola di riduzione

 **C) Motor flange holes position**  
Posizione fori flangia motore

### Lubrication

#### Lubrificazione

Unit X62N is supplied with synthetic oil to assure long life lubrication. Food grade oil is available on request.

See Table 1 for lubrication and recommended quantity.

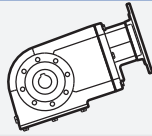
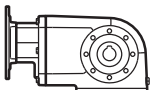
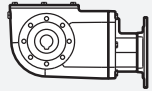
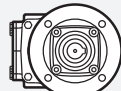
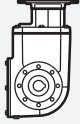

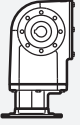
See Table 2 for possible radial and axial loads on the gearbox.

*Il riduttore tipo X62N viene fornito con olio sintetico e lubrificazione tipo "long life".*

*Disponibile a richiesta olio alimentare.*

*Vedi Tabella 1 per oli e quantità consigliati.*

*Vedi Tabella 2 per i carichi radiali e assiali applicabili al riduttore.*

<b>Shell</b> Omala S4 WE 320	<b>Eni</b> Telium VSF 320	<b>V8</b> On request ASK	
<b>B3</b> Standard 1.05 L		<b>B8</b> On request 1.90 L	
<b>B6</b> On request 1.85 L		<b>V5</b> On request 3.20 L	
<b>B7</b> On request 1.70 L		<b>V6</b> On request 2.25 L	

For more details on lubrication and plugs check our website.

Per maggiori dettagli su lubrificazione e tappi olio vedi il nostro sito web.

Tab. 1

### Radial and axial loads



#### Carichi radiali e assiali

#### Output shaft

##### Albero di uscita

$n_2$ [min <sup>-1</sup> ]	$F_A$ [N]	$F_R$ [N]
250	600	3000
150	700	3500
100	780	3900
75	890	4450
50	1140	5700
25	1330	6650
15	1660	8300

$$F_{eq} = F_R \cdot \frac{168}{X + 138}$$

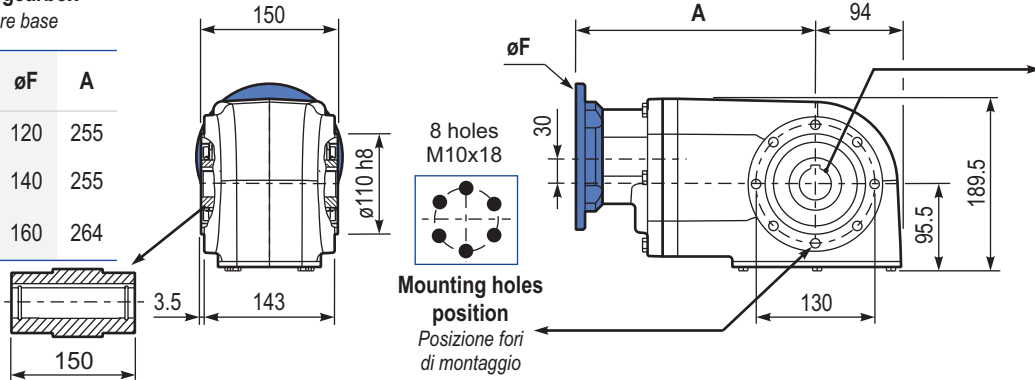


Tab. 2

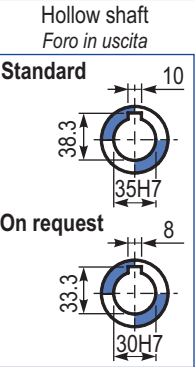


**PX62NI...FB** Basic gearbox  
Riduttore base

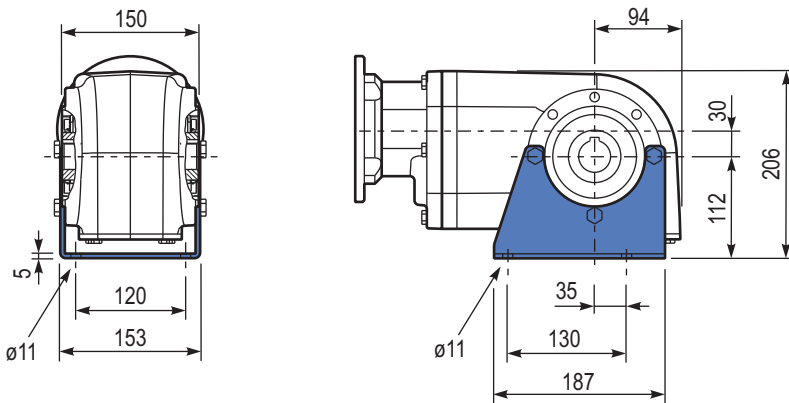
M. flanges	Kit code	øF	A
80B14	KI854046	120	255
90B14	KI854045	140	255
100-112B14	KI854041	160	264



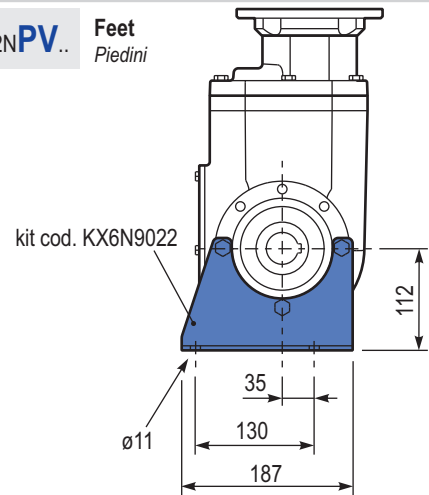
Gearbox weight  
peso riduttore **23.2 kg**



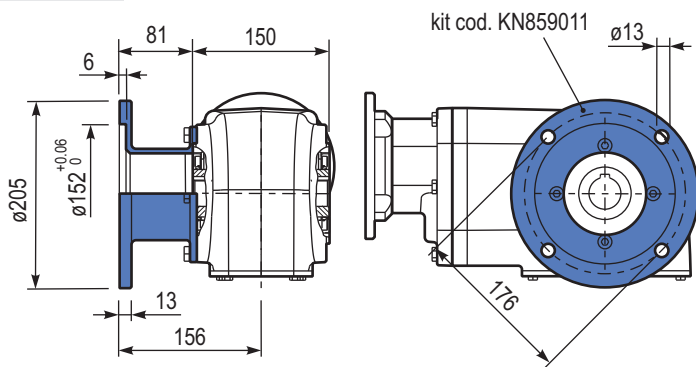
**PX62NPA..** Feet  
Piedini



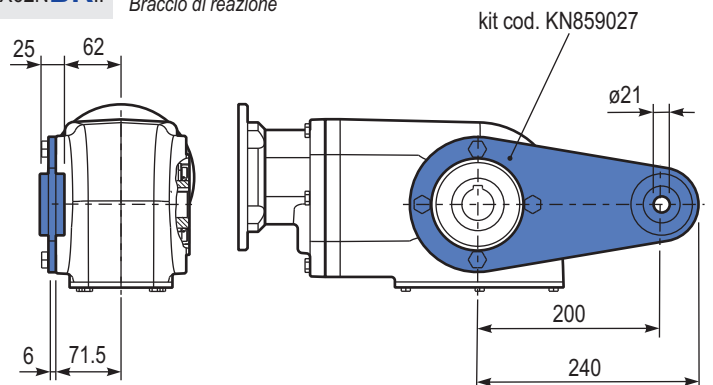
**PX62NPV..** Feet  
Piedini



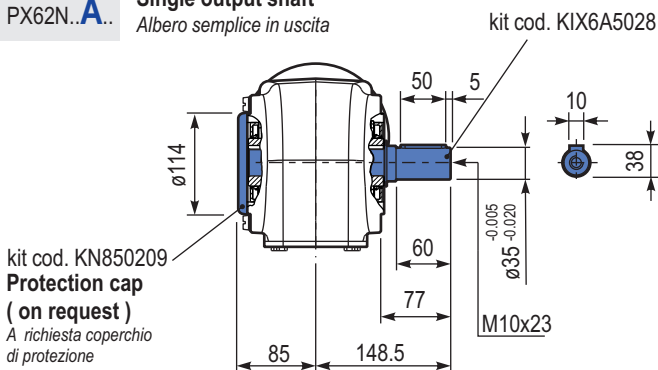
**PX62NFL..** Output flange  
Flangia uscita



**PX62NBR..** Reaction Arm  
Braccio di reazione



**PX62NA..** Single output shaft  
Albero semplice in uscita



kit cod. KN850209  
**Protection cap**  
(on request)  
A richiesta coperchio di protezione

**Suggested**  
Suggerito

Stainless steel protection cap  
(on request).

Coperchio di protezione in acciaio inox a richiesta.

Kit cod. KN850209



The dynamic efficiency is **0.94** for all ratios

Input speed ( $n_1$ ) = 1400 min<sup>-1</sup>

Output speed $n_2$ [min <sup>-1</sup> ]	Ratio $i$	Motor power $P_{1M}$ [kW]	Output torque $M_{2M}$ [Nm]	Service factor $f.s$	Nominal power $P_{1R}$ [kW]	Nominal torque $M_{2R}$ [Nm]	B5 motor flanges			B14 motor flanges			Output shaft 	Ratio code	
							-	-	-	-Q	-R	-T			
24.7	<b>56.76</b>	1.1	398	1.0	1.1	410	-	-	-	-Q	-R	-T	Standard ø35	01	
21.3	<b>65.79</b>	0.75	316	1.3	0.97	410	-	-	-	71	80	90		191311	02
18.1	<b>77.23</b>	0.75	371	1.1	0.83	410	-	-	-	C	C			171311	03
16.0	<b>87.23</b>	0.75	420	1.0	0.73	410	-	-	-	C	C			151311	04
15.2	<b>92.18</b>	0.75	443	0.9	0.69	410	-	-	-	C	C			19138	05
13.9	<b>100.47</b>	0.55	357	1.2	0.64	410	-	-	-	C	C			131311	06
12.0	<b>116.45</b>	0.55	413	1.0	0.55	410	-	-	-	C	C			19811	07
11.1	<b>125.82</b>	0.55	446	0.9	0.51	410	-	-	-	C	C			17811	08
9.9	<b>141.66</b>	0.37	336	1.2	0.45	410	-	-	-	C	C			101311	09
8.6	<b>163.16</b>	0.37	387	1.1	0.39	410	-	-	-	C	C			13138	10
7.8	<b>178.96</b>	0.37	424	1.0	0.36	410	-	-	-	C	C			13811	11
7.2	<b>193.36</b>	0.37	459	0.9	0.33	410	-	-	-	C	C			1788	12
6.5	<b>216.84</b>	0.25	347	1.2	0.29	410	-	-	-	C	C			10138	13
5.5	<b>252.36</b>	0.25	404	1.0	0.25	410	-	-	-	C	C			71311	14
4.8	<b>290.67</b>	0.25	465	0.9	0.22	410	-	-	-	C	C			9138	15
4.2	<b>333.23</b>	0.25	533	0.8	0.19	410	-	-	-	C	C			9811	16
3.6	<b>383.82</b>	0.25*	614	0.7	0.17	410	-	-	-	C	C			7138	17
3.1	<b>446.70</b>	0.25*	715	0.6	0.14	410	-	-	-	C	C			7811	18
2.4	<b>589.85</b>	0.25*	944	0.4	0.11	410	-	-	-	C	C			988	19

\* Power higher than the maximum one which can be supported by the gearbox. Select according to the torque  $M_{2R}$   
 Potenza superiore a quella massima sopportabile dal riduttore. Selezionare in base al momento torcente  $M_{2R}$

- Motor flanges available *Flange motore disponibili*
- B) Supplied with reduction bushing *Fornito con bussola di riduzione*
- B) Available on request without reduction bushing *Disponibile a richiesta senza bussola di riduzione*
- C) Motor flange holes position *Posizione fori flangia motore*

### Lubrication

#### Lubrificazione

Unit X63N is supplied with synthetic oil to assure long life lubrication. Food grade oil is available on request.

See Table 1 for lubrication and recommended quantity.

See Table 2 for possible radial and axial loads on the gearbox.

Il riduttore tipo X63N viene fornito con olio sintetico e lubrificazione tipo "long life".

Disponibile a richiesta olio alimentare.

Vedi Tabella 1 per oli e quantità consigliati.

Vedi Tabella 2 per i carichi radiali e assiali applicabili al riduttore.

Shell <i>Omala S4 WE 320</i>	Eni <i>Telium VSF 320</i>	V8 <i>On request</i> ASK	
B3 <i>Standard</i> 2.05 L		B8 <i>On request</i> 1.90 L	
B6 <i>On request</i> 1.85 L		V5 <i>On request</i> 3.40 L	
B7 <i>On request</i> 1.70 L		V6 <i>On request</i> 2.25 L	

For more details on lubrication and plugs check our website.  
 Per maggiori dettagli su lubrificazione e tappi olio vedi il nostro sito web.

Tab. 1

### Radial and axial loads



#### Carichi radiali e assiali

#### Output shaft

##### Albero di uscita

$n_2$ [min <sup>-1</sup> ]	$F_A$ [N]	$F_R$ [N]
250	600	3000
150	700	3500
100	780	3900
75	890	4450
50	1140	5700
25	1330	6650
15	1660	8300

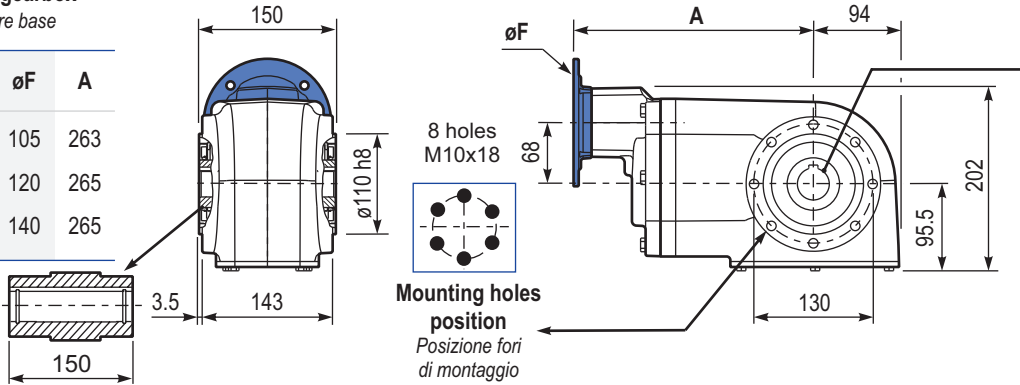
$$F_{eq} = F_R \cdot \frac{168}{X + 138}$$



Tab. 2

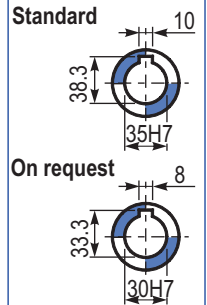
**PX63NI...FB** Basic gearbox  
Riduttore base

M. flanges	Kit code	øF	A
71B14	KI634047	105	263
80B14	KI634046	120	265
90B14	KI634041	140	265

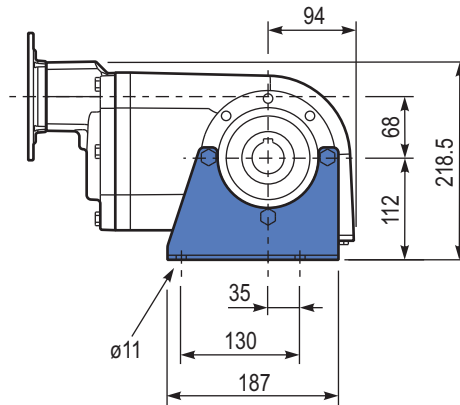
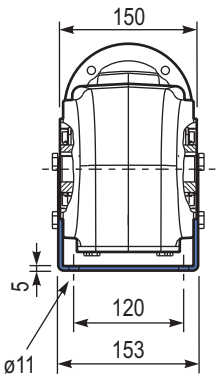


Gearbox weight  
peso riduttore **23.2 kg**

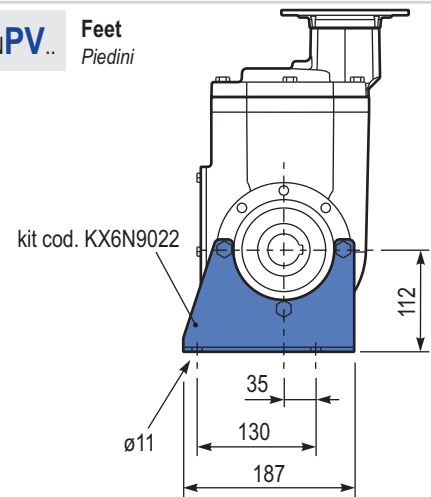
Hollow shaft  
Foro in uscita



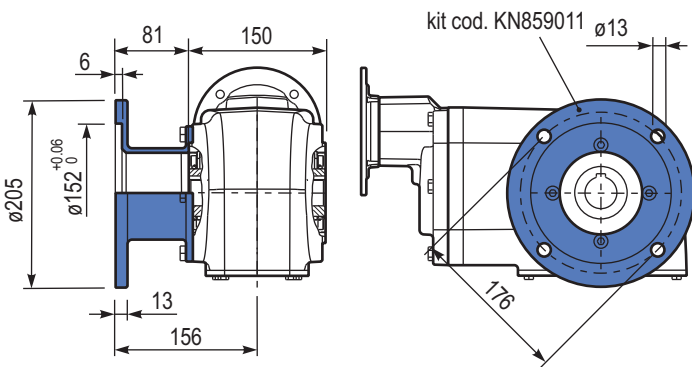
**PX63NPA..** Feet  
Piedini



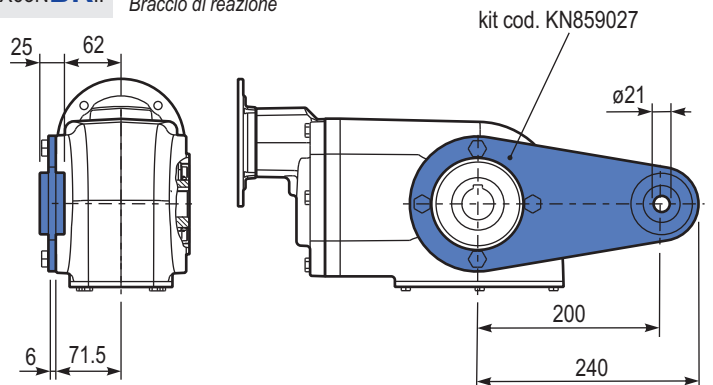
**PX63NPV..** Feet  
Piedini



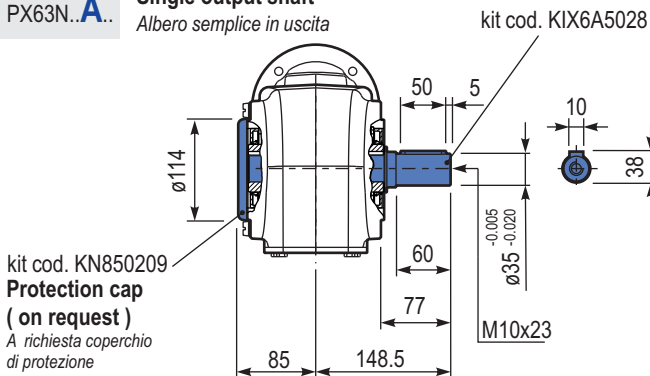
**PX63NFL..** Output flange  
Flangia uscita



**PX63NBR..** Reaction Arm  
Braccio di reazione



**PX63NA..** Single output shaft  
Albero semplice in uscita



kit cod. KN850209  
**Protection cap**  
(on request)  
A richiesta coperchio di protezione

**Suggested**  
Suggerito

Stainless steel protection cap  
(on request).


Coperchio di protezione in acciaio inox a richiesta.

Kit cod. KN850209



The dynamic efficiency is **0.94** for all ratios

Input speed ( $n_1$ ) = 1400 min<sup>-1</sup>

Output speed $n_2$ [min <sup>-1</sup> ]	Ratio $i$	Motor power $P_{1M}$ [kW]	Output torque $M_{2M}$ [Nm]	Service factor $f.s$	Nominal power $P_{1R}$ [kW]	Nominal torque $M_{2R}$ [Nm]	B5 motor flanges		B14 motor flanges			Output shaft 	Ratio code
							-	-	-R	-T	-U		
							-	-	80	90	100-112		
176	7.94	4	200	1.9	7.5	380						302418	01
153	9.13	4	229	1.7	6.7	390						302416	02
131	10.66	4	268	1.5	6.0	410						302414	03
94	14.97	4	376	1.5	6.0	580						202418	04
81	17.21	4	432	1.4	5.4	600						202416	05
69	20.24	4	509	1.3	5.2	675						162418	06
60	23.27	4	585	1.2	4.5	675						162416	07
53	26.31	4	661	1.0	4.0	675						132418	08
46.3	30.25	4	760	0.9	3.5	675						132416	09
39.6	35.32	3	668	1.0	3.0	675						132414	10
37.8	37.03	3	701	1.0	2.8	675						112416	11
32.4	43.23	2.2	602	1.1	2.4	675						112414	12
30.1	46.58	2.2	649	1.0	2.3	675						82418	13
26.1	53.55	2.2	746	0.9	2.0	675						82416	14
22.4	62.52	1.5	600	1.1	1.7	675						82414	15
19.0	73.75	1.1	517	1.1	1.2	580						62416	16
16.3	86.09	1.1	604	1.1	1.2	675						62414	17

Motor flanges available  
Flange motore disponibili

 B) Supplied with reduction bushing  
Fornito con bussola di riduzione

B) Available on request without reduction bushing  
Disponibile a richiesta senza bussola di riduzione

 C) Motor flange holes position  
Posizione fori flangia motore

## Lubrication

### Lubrificazione

Unit X73N is supplied with synthetic oil to assure long life lubrication. Food grade oil is available on request.

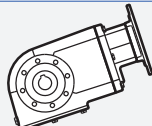
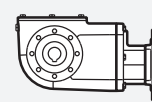
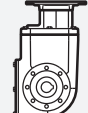
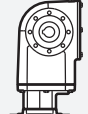
See Table 1 for lubrication and recommended quantity.

See Table 2 for possible radial and axial loads on the gearbox.

Il riduttore tipo X73N viene fornito con olio sintetico e lubrificazione tipo "long life". Disponibile a richiesta olio alimentare.

Vedi Tabella 1 per oli e quantità consigliati.

Vedi Tabella 2 per i carichi radiali e assiali applicabili al riduttore.

Shell	Eni	V8	
Omala S4 WE 320	Telium VSF 320	On request ASK	
B3		B8	
Standard 1.60 L		On request 2.90 L	
B6		V5	
On request 2.80 L		On request 4.60 L	
B7		V6	
On request 2.10 L		On request 3.30 L	

For more details on lubrication and plugs check our website.  
Per maggiori dettagli su lubrificazione e tappi olio vedi il nostro sito web.

Tab. 1

## Radial and axial loads



### Carichi radiali e assiali

### Output shaft

#### Albero di uscita

$n_2$ [min <sup>-1</sup> ]	$F_A$ [N]	$F_R$ [N]
300	1360	6800
250	1400	7000
200	1440	7200
140	1480	7400
120	1520	7600
85	1560	7800
70	1720	8600
40	1840	9200
15	1920	9600

$$F_{eq} = F_R \cdot \frac{178.5}{X + 145.5}$$




Tab. 2



The dynamic efficiency is **0.92** for all ratios

Input speed ( $n_1$ ) = 1400 min<sup>-1</sup>

Output speed $n_2$ [min <sup>-1</sup> ]	Ratio $i$	Motor power $P_{1M}$ [kW]	Output torque $M_{2M}$ [Nm]	Service factor $f.s$	Nominal power $P_{1R}$ [kW]	Nominal torque $M_{2R}$ [Nm]	B5 motor flanges			B14 motor flanges			Output shaft 	Ratio code
							-	-	-	-Q	-R	-T		
18.7	74.79	1.5	704	1.0	1.4	675	-	-	-	C	C		19132418	01
16.3	85.99	1.1	591	1.1	1.3	675	-	-	-	C	C		19132416	02
14.0	99.66	1.1	685	1.0	1.1	675	-	-	-	C	C		17132416	03
12.0	116.35	0.75	548	1.2	0.92	675	-	-	-	C	C		17132414	04
11.5	121.45	0.75	572	1.2	0.89	675	-	-	-	C	C		13132418	05
10.0	139.64	0.75	658	1.0	0.77	675	-	-	-	C	C		13132416	06
9.2	152.21	0.75	717	0.9	0.71	675	-	-	-	C	C		19082416	07
8.6	163.02	0.55	567	1.2	0.66	675	-	-	-	C	C		13132414	08
7.9	177.69	0.55	618	1.1	0.61	675	-	-	-	C	C		19082414	09
6.8	205.95	0.55	716	0.9	0.52	675	-	-	-	C	C	Standard ø35	17082414	10
6.3	222.52	0.55	774	0.9	0.48	675	-	-	-	C	C		10132414	11
5.6	248.76	0.37	578	1.2	0.43	675	-	-	-	C	C		9132416	12
4.8	290.41	0.37	675	1.0	0.37	675	-	-	-	C	C		9132414	13
4.1	337.39	0.37	784	0.9	0.32	675	-	-	-	C	C		10082416	14
3.6	393.88	0.25	618	1.1	0.27	675	-	-	-	C	C		10082414	15
3.2	440.33	0.25	690	1.0	0.24	675	-	-	-	C	C		9082416	16
2.7	514.06	0.25	806	0.8	0.21	675	-	-	-	C	C		9082414	17
2.4	581.44	0.25*	912	0.7	0.18	675	-	-	-	C	C		7082416	18
2.1	678.79	0.25*	1064	0.6	0.16	675	-	-	-	C	C		7082414	19

\* Power higher than the maximum one which can be supported by the gearbox. Select according to the torque  $M_{2R}$   
Potenza superiore a quella massima sopportabile dal riduttore. Selezionare in base al momento torcente  $M_{2R}$

Motor flanges available  
Flange motore disponibili



B) Supplied with reduction bushing  
Fornito con bussola di riduzione



B) Available on request without reduction bushing  
Disponibile a richiesta senza bussola di riduzione



C) Motor flange holes position  
Posizione fori flangia motore

## Lubrication

### Lubrificazione

Unit X74N is supplied with synthetic oil to assure long life lubrication.  
Food grade oil is available on request.

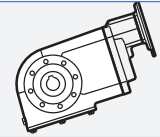
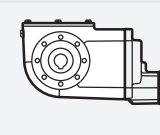
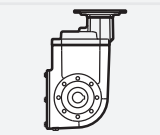
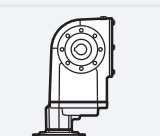
See Table 1 for lubrication and recommended quantity.

See Table 2 for possible radial and axial loads on the gearbox.

Il riduttore tipo X74N viene fornito con olio sintetico e lubrificazione tipo "long life".  
Disponibile a richiesta olio alimentare.

Vedi Tabella 1 per oli e quantità consigliati.

Vedi Tabella 2 per i carichi radiali e assiali applicabili al riduttore.

Shell	Eni	V8	
Omala S4 WE 320	Telium VSF 320	On request ASK	
B3		B8	
Standard 2.60 L		On request 2.90 L	
B6		V5	
On request 2.80 L		On request 4.80 L	
B7		V6	
On request 2.10 L		On request 3.30 L	

For more details on lubrication and plugs check our website.  
Per maggiori dettagli su lubrificazione e tappi olio vedi il nostro sito web.

## Radial and axial loads



### Carichi radiali e assiali

## Output shaft

### Albero di uscita

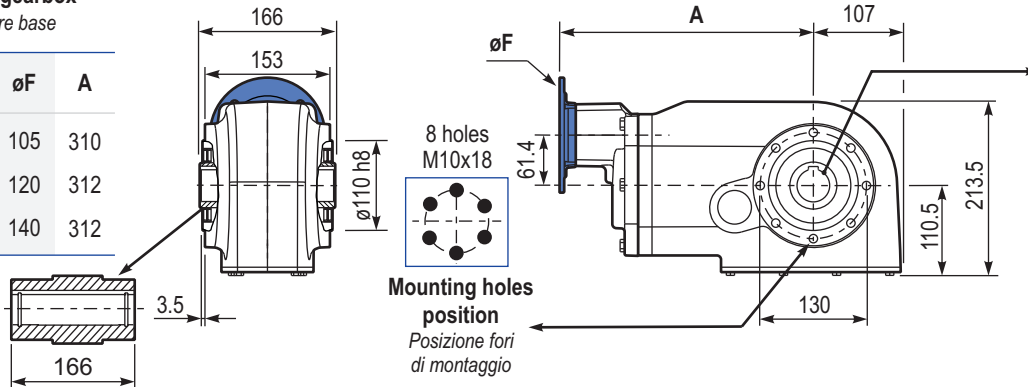
$n_2$ [min <sup>-1</sup> ]	$F_A$ [N]	$F_R$ [N]
300	1360	6800
250	1400	7000
200	1440	7200
140	1480	7400
120	1520	7600
85	1560	7800
70	1720	8600
40	1840	9200
15	1920	9600

$$F_{eq} = F_R \cdot \frac{178.5}{X + 143.5}$$

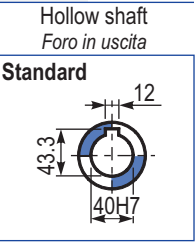


**PX74NI...FB** Basic gearbox  
Riduttore base

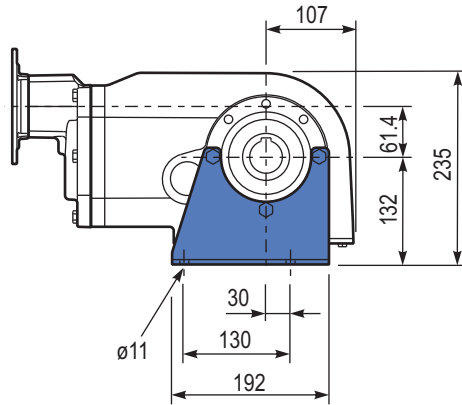
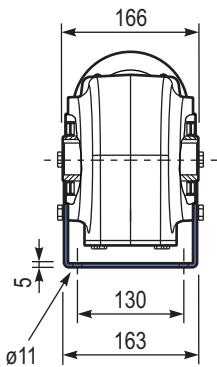
M. flanges	Kit code	øF	A
71B14	KI634047	105	310
80B14	KI634046	120	312
90B14	KI634041	140	312



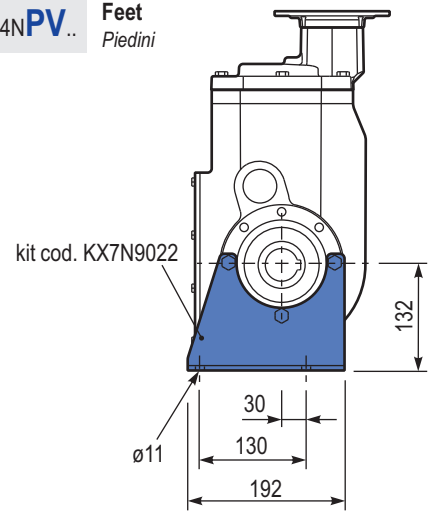
Gearbox weight  
peso riduttore **31.0 kg**



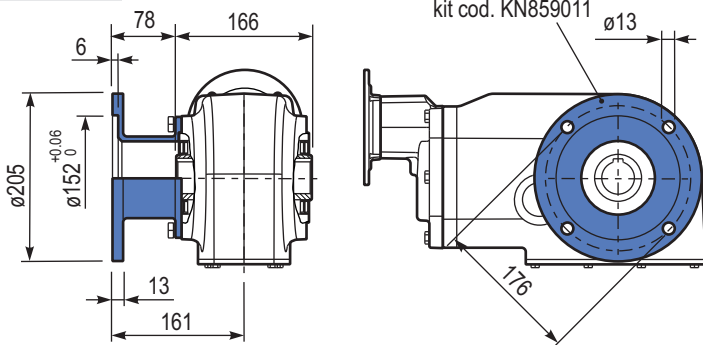
**PX74NPA..** Feet  
Piedini



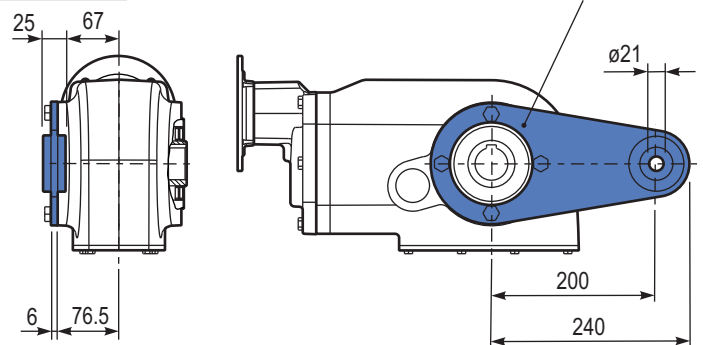
**PX74NPV..** Feet  
Piedini



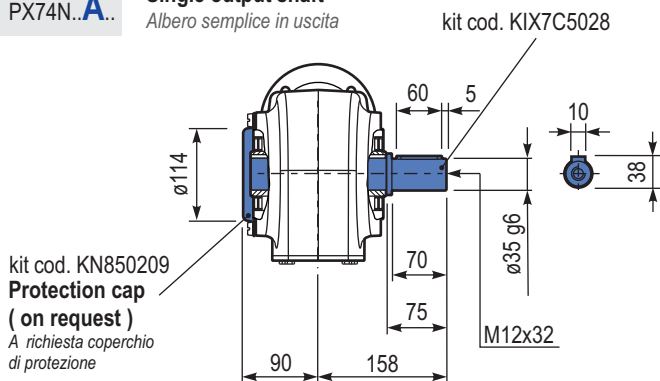
**PX74NFL..** Output flange  
Flangia uscita



**PX74NBR..** Reaction Arm  
Braccio di reazione



**PX74NA..** Single output shaft  
Albero semplice in uscita



**Suggested**  
Suggerito

Stainless steel protection cap  
(on request).

Coperchio di protezione in acciaio inox a richiesta.

Kit cod. KN850209

